

 **46 kg/24h**

Ice makers - Spray System / Ice makers - Spray System:

C28 - C28 + - C38 - C38L - C46 - C46L - C54 - C70 - C70L - C90 - C90L

**C46 ALL GAS**

220-240/50/1

Ice makers - Spray System



## FEATURES

- Steel casing
- Air or water condensation
- Sanitization cycle
- Programmable ice production
- Capacitive control key
- Audible and light signaling alarms
- HACCP alarm report
- External cube weight adjustment
- USB connection for software update and HACCP data download
- Condenser fan controlled at low ambient temperatures
- Programmable ice production
- Predictive failure analysis
- Equipment performance report

## OPTIONAL



- Sanitization cycle programmable with ozone
- Nanotechnological evaporator treatment with Rainbow Technology
- IoT cloud connection
- Feet kit 100mm




## DEPOSIT

15,0 kg  
750 pcs

## DIMENSIONS

	L x P x H (mm)
	500 x 540 x 690
	560 x 600 x 850


## VOLTAGE

 220-240/50/1  
220/60/1

## GAS

 R290  
GWP 3

## ICE TYPE

	PCS / CYCLE PZ / CICLO	WEIGHT ICE PESO GHIACCIO
 Cubetto PIENO 20 g -38/46 35x 32x 37mm	28	20 g

## ICE PRODUCTION

kg/24h  
lbs/24h

Air cooled unit














Temp. Aria Air Temp.	Temp. Acqua /Water Temp.			
°C / °F	10° 50°	15° 59°	21° 70°	32° 90°
10° 50°	46 101	45 99	41 90	34 75
21° 70°	39 86	38 84	34 75	28 62
32° 90°	37 82	36 79	32 71	26 57
38° 100°	35 77	34 75	30 66	22 48

Water cooling



Temp. Aria Air Temp.	Temp. Acqua /Water Temp.			
°C / °F	10° 50°	15° 59°	21° 70°	32° 90°
10° 50°	41 90	40 88	36 79	32 71
21° 70°	41 90	40 88	36 79	30 66
32° 90°	40 88	39 86	35 77	29 64
38° 100°	37 82	36 79	32 71	24 53

## TECHNICAL DATA

				 +°C -°C		 W		 W	 21°C 32°C 33°C +		
				cond	comp. W	ABS. W	Fuse	Kwh/100Kg	l / h	Kg	Kg
C46	A AG	220-240/50/1N			1054	480	10	27.9	3.8	47	38
C46	W AG	220-240/50/1N			1054	430	10	25.1	37.1	47	38

 46 kg/ 24h

Ice makers - Spray System / Ice makers - Spray System:

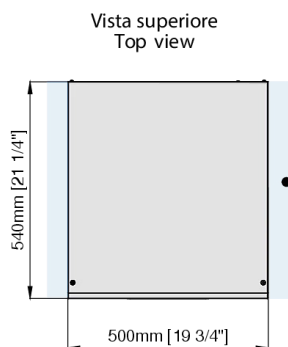
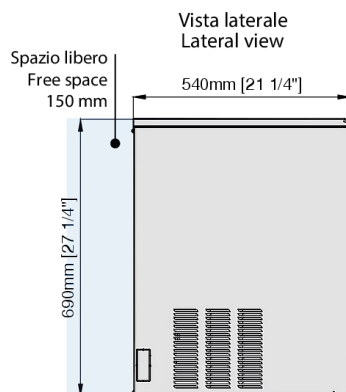
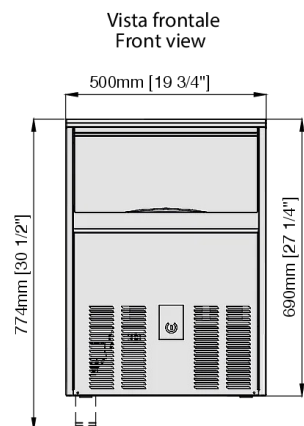
C28 - C28 + - C38 - C38L - C46 - C46L - C54 - C70 - C70L - C90 - C90L

C46 ALL GAS

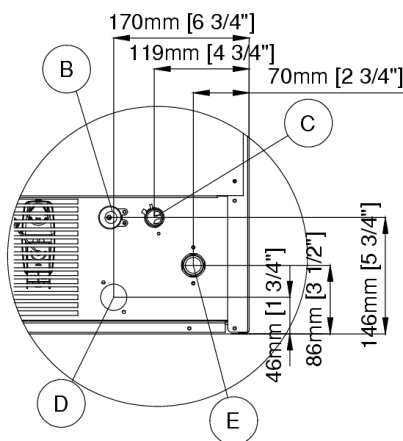
220-240/50/1

Ice makers - Spray System

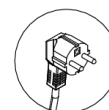
## DIMENSIONS



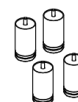
Spazio libero  
Free space  
50 mm



- B** Electrical cable supply  
Ingresso alimentazione elettrica
- C** Water outlet connection  
Attacco scarico acqua Ø 20 mm
- D** Water outlet connection  
water condensation / Uscita acqua condensatore ad acqua Ø 20 mm
- E** Water inlet connection / Attacco entrata acqua - 3/4"G



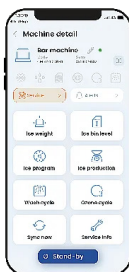
Schuko plug  
Spina schuko



Kit 4 Feet  
Kit 4 piedini  
Ø50mm H100-120 mm  
(Opzionali-optional)

## MyICE

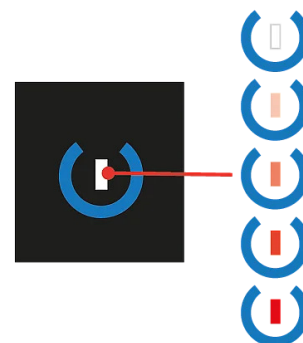
Allow control and monitoring of ice makers directly from smartphone / Allow control and monitoring of ice makers directly from smartphone



## Operating conditions

	Min	Max
Temp. Ambient	10°C	40°C
Temp. Water Ice	5°	35°
Press. Water	1 Bar (14psi)	10 Bar (140psi)
Conducib.water	20 microS	500 microS
Power Supply	-10%	+10%

## TOUCH CONTROL



Capacitive Stand-by / Start button  
(LED continuously changing colors from white to red)

Heat expelled	1537 W
Air Volume	185 m³/h