

 **28 kg/ 24h**

Ice makers - Spray System / Ice makers - Spray System:

C28 - C28+ - C38 - C38L - C46 - C46L - C54 - C70 - C70L - C90 - C90L

C28 ALL GAS

220-240/50/1

Ice makers - Spray System



FEATURES

- Steel casing
- Air and water condensation
- Sanitization cycle
- Programmable ice production
- Capacitive control key
- Audible and light signaling alarms
- HACCP alarm report
- External cube weight adjustment
- Storage ice level adjustment
- USB connection for software update and HACCP data download
- Condenser fan controlled at low ambient temperatures
- Predictive failure analysis
- Equipment performance report

OPTIONAL


- Sanitization cycle programmable with ozone
- Nanotechnological evaporator treatment with Rainbow Technology
- IoT cloud connection
- Feet kit 100mm



DEPOSIT

6,5 kg
325 pcs

DIMENSIONS

	L x P x H (mm)
	340 x 480 x 600
	460 x 600 x 850


VOLTAGE

 220-240/50/1
220/60/1

GAS

 R290
GWP 3

ICE TYPE

	PCS / CYCLE PZ / CICLO	WEIGHT ICE PESO GHIACCIO
 Cubetto PIENO 20 g -28/28+ 35x 32x 37mm	18	20 g

ICE PRODUCTION

kg/24h
lbs/24h

Air cooled unit














Temp. Aria Air Temp.	Temp. Acqua /Water Temp.			
°C / °F	10° 50°	15° 59°	21° 70°	32° 90°
10° 50°	28 62	26 57	24 53	20 44
21° 70°	25 55	23 51	22 48	18 40
32° 90°	22 48	20 44	19 42	15 33
38° 100°	18 40	17 37	16 35	13 29

Water cooling



Temp. Aria Air Temp.	Temp. Acqua /Water Temp.			
°C / °F	10° 50°	15° 59°	21° 70°	32° 90°
10° 50°	27 60	25 55	23 51	20 44
21° 70°	26 57	24 53	22 48	19 42
32° 90°	25 55	23 51	21 46	18 40
38° 100°	21 46	20 44	18 40	16 35

TECHNICAL DATA

				 +°C -°C		 W		 W	 21°C 33°C		
				cond	comp. W	ABS. W	Fuse	Kwh/100Kg	I / h	Kg	Kg
C28	A AG	220-240/50/1N			653	300	10	32.5	2.3	29	33
C28	W AG	220-240/50/1N			653	270	10	23	40.1	29	33

 28 kg/ 24h

Ice makers - Spray System / Ice makers - Spray System:

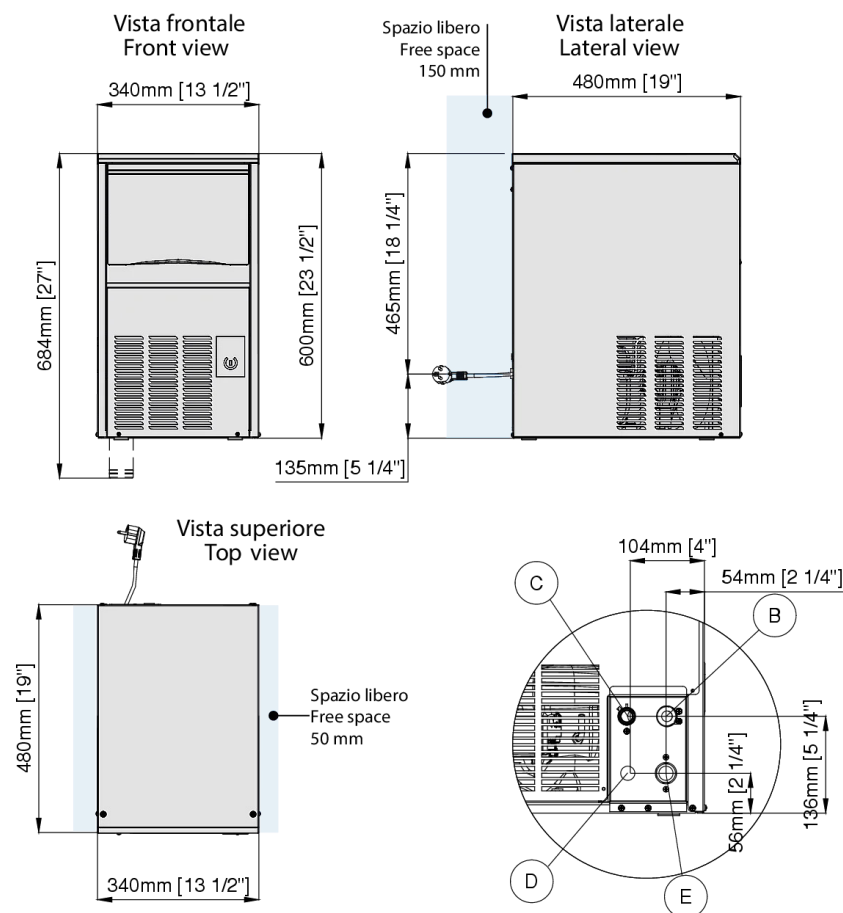
C28 - C28 + - C38 - C38L - C46 - C46L - C54 - C70 - C70L - C90 - C90L

C28 ALL GAS

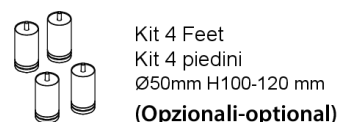
220-240/50/1

Ice makers - Spray System

DIMENSIONS

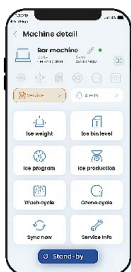
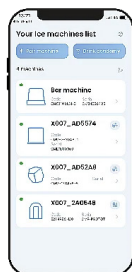


- (B)** Electrical cable supply
Ingresso alimentazione elettrica
- (C)** Water outlet connection
Attacco scarico acqua Ø 20 mm
- (D)** Water outlet connection
water condensation / Uscita acqua condensatore ad acqua Ø 20 mm
- (E)** Water inlet connection / Attacco entrata acqua - 3/4"G

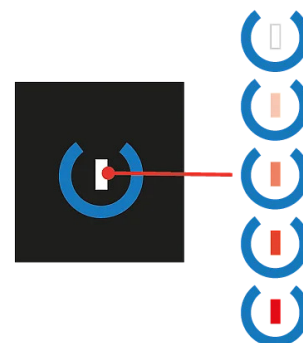


MyICE

Allow control and monitoring of ice makers directly from smartphone / Allow control and monitoring of ice makers directly from smartphone



TOUCH CONTROL



Operating conditions

	Min	Max
Temp. Ambient	10°C	40°C
Temp. Water Ice	5°	35°
Press. Water	1 Bar (14psi)	10 Bar (140psi)
Conducib.water	20 microS	500 microS
Power Supply	-10%	+10%

Capacitive Stand-by / Start button
(LED continuously changing colors from white to red)

Heat expelled	937 W
Air Volume	200 m³/h